



# Health Care

**CEO Update**  
**Jonathan W. Curtright**

# WHERE WE'RE GOING TODAY

- **Boone Hospital Center update**
- **Where we're headed**
  - **Integrated academic health system**
  - **Value-based care and insurance products**
  - **Tiger Institute for Health Innovation**
  - **Clinical integration**
  - **Master facility space plans**
- **Performance metrics**

## **BOONE HOSPITAL CENTER UPDATE**

- **Exclusive negotiations paused**
- **A mutual decision**
- **Committed to patient-centered care and being good stewards of resources**
- **Willing to explore collaborations in the future**

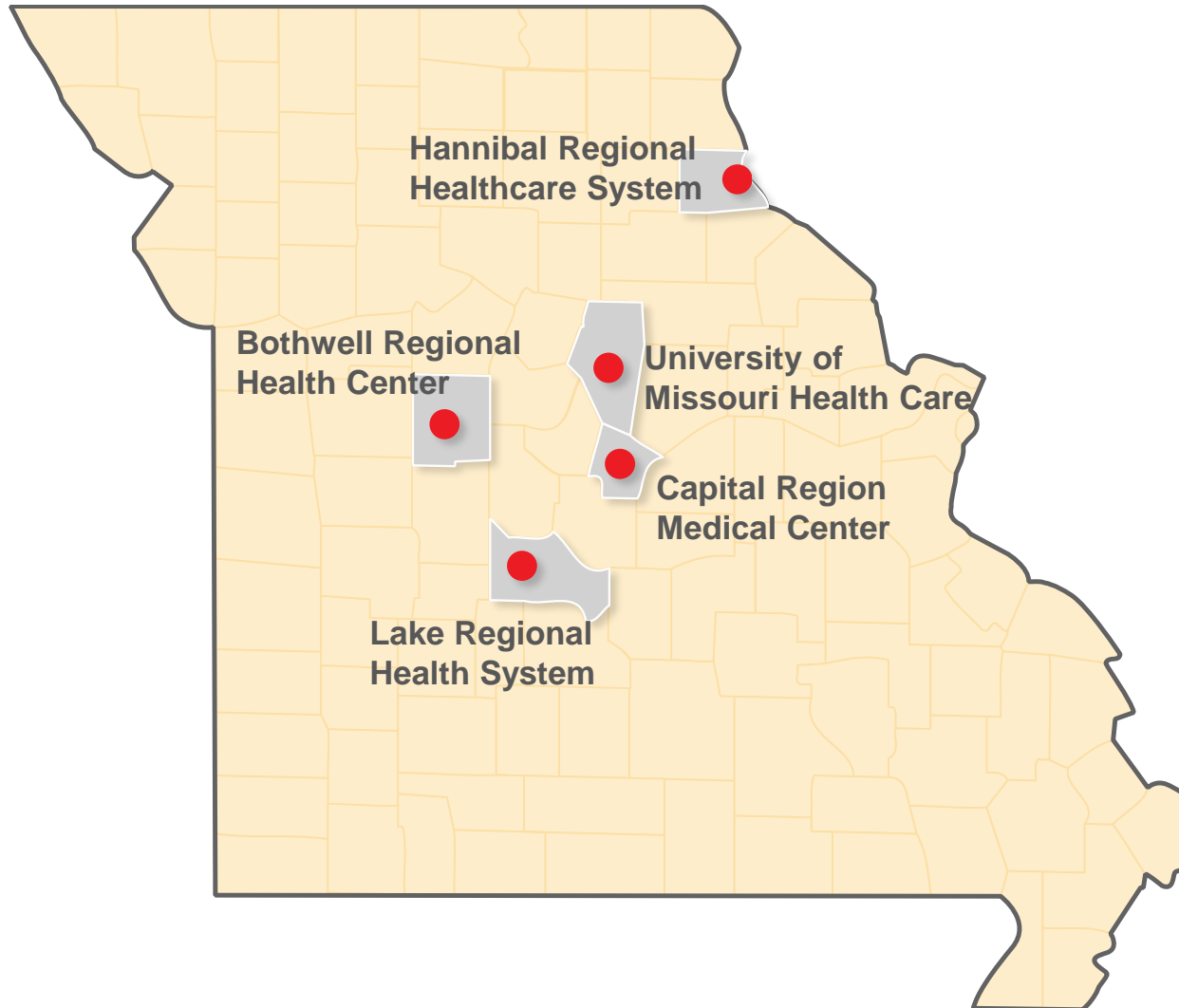


# Where we're headed

***Integrated Academic Health System***



# INTEGRATED ACADEMIC HEALTH SYSTEM



## MISSION

To advance the health of all people, especially Missourians.  
Through exceptional clinical service, University of Missouri Health Care supports the education and research missions of the University of Missouri.

## VISION

Through discovery and innovation, University of Missouri Health Care will be the model health care provider for exemplary patient- and family-centered care.

## STRATEGIC FOCUS AREAS



**STRATEGIC  
INVESTMENT**



**DELIVERY MODEL  
& PATIENT  
EXPERIENCE**



**DIVERSITY,  
LEADERSHIP  
& TALENT**



**HIGH VALUE  
SYSTEM OF CARE**



**QUALITY  
& INNOVATION**



**ORGANIZATIONAL  
SUSTAINABILITY**

# MU Health Care

## 2018-2019 Strategic Plan



### STRATEGIC INVESTMENT

- **Select Clinical Areas – CV, oncology, and primary care**
- **MU Health Care Branding as “Destination Medical Center”**
- **Facilities and Physical Infrastructure**



### DELIVERY MODEL AND PATIENT EXPERIENCE

- **Expand Continuum of Care – Primary Care and Post Acute Care**
- **New Models to Drive Patient Service -- Tele-health, Patient Portal**



### DIVERSITY, LEADERSHIP AND TALENT

- **Employer of Choice in Boone County**
- **Leadership Excellence**
- **Innovative solutions for Hard-to-Recruit Staff; e.g., Nursing**



### HIGH VALUE SYSTEM OF CARE

- **Clinical Partners – HNM, MPact, Tiger Institute, Hospitals, Groups**
- **Value Based Care – Exclusive Provider Networks/Narrow Networks**



### QUALITY AND INNOVATION

- **Enhanced Continuous Improvement**
- **Tiger Institute –Revenue Cycle, CRMC, and Expanded New Partners**



### ORGANIZATIONAL SUSTAINABILITY

- **Data Analytics and Enhanced Infrastructure**
- **Master Facilities Space Planning with Cannon Design**
- **Excellence Hospital-Based Services – Acute Care/Trauma, ICU, Hospitalists**

- Direct to employer
  - Custom Network
  - Missouri Custom
- Development of additional value-based partnerships

MISSOURI  
**Custom**  
*A collaborative care plan*






**TIGER**  
**INSTITUTE**  
**FOR HEALTH INNOVATION**

---

*University of Missouri*





**Capital Region<sup>®</sup>**  
**MEDICAL CENTER**

An Affiliate of  Health Care

**Better. Every day.**



# **Clinical Integration**



- **Multiple specialty groups and hospitals want to partner with MU Health Care.**
  - **Mission alignment?**
  - **Organizational structure?**
  - **Financial**



# **Master Facilities Space Planning**



# **CANNONDESIGN**

## **Strategic Master Facility Space Planning Committee**

**Dr. Talissa Altes**

**Mary Beck**

**Jonathan Curtright**

**Jennifer Doll**

**Jeri Doty**

**Jeremy Fotheringham**

**Dr. Rick Fraunfelder**

**Roger Higginbotham**

**Dr. Hunter Hofmann**

**Dr. Eric Kimchi**

**Marty McCormick**

**Mark McIntosh**

**Pam Mulholland**

**Keri Simon**

**Dr. Kevin Staveley-**

**O'Carroll**

**Shelly Vincent-Masek**

**Eric Vogelweid**

**Christina Vollrath**

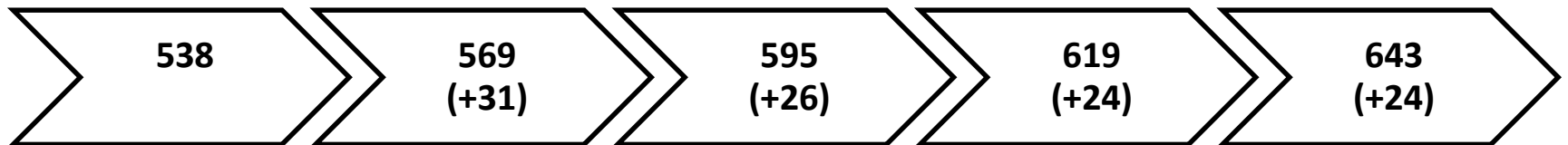
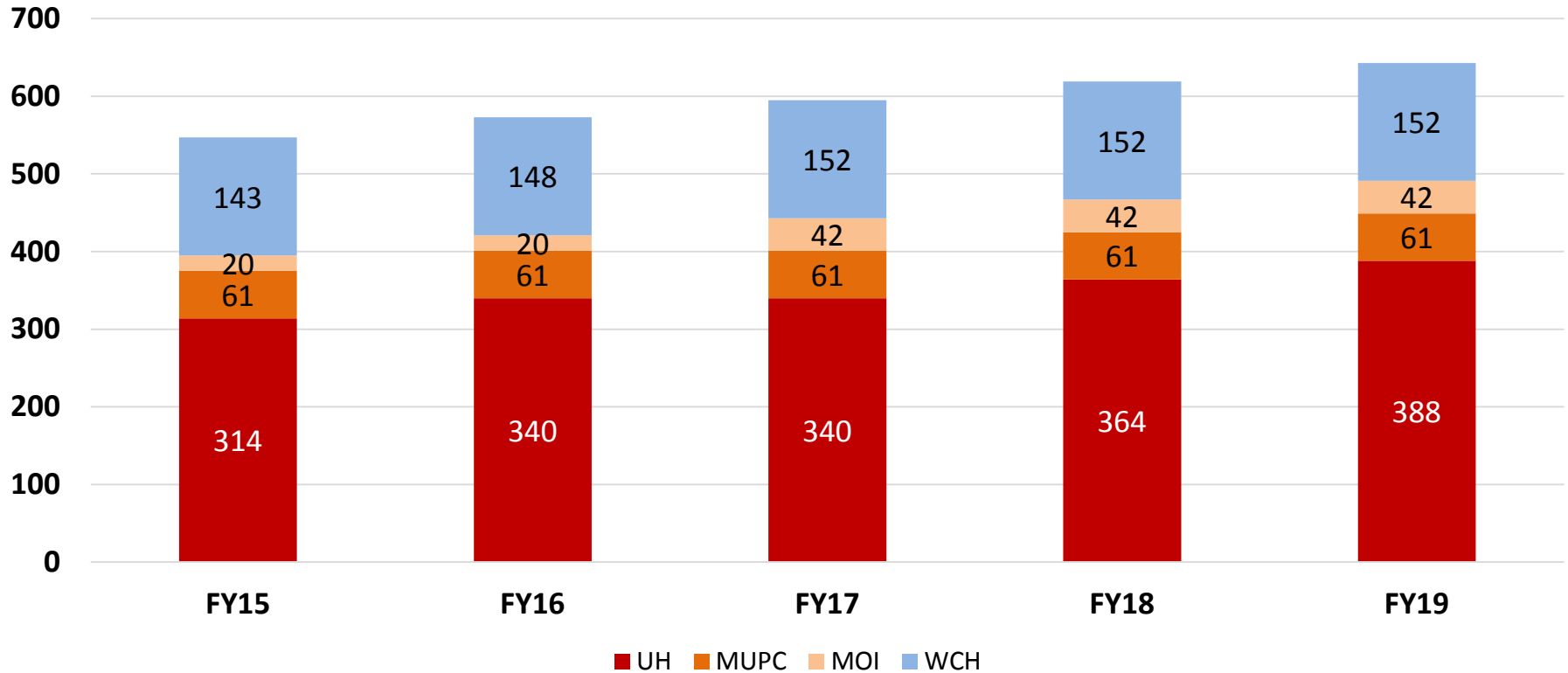
**Dr. Steve Whitt**

**Dr. Robert Zitsch**

**Dr. Steve Zweig**

# SPACE PLANNING

## MU Health Care continues to invest in inpatient beds





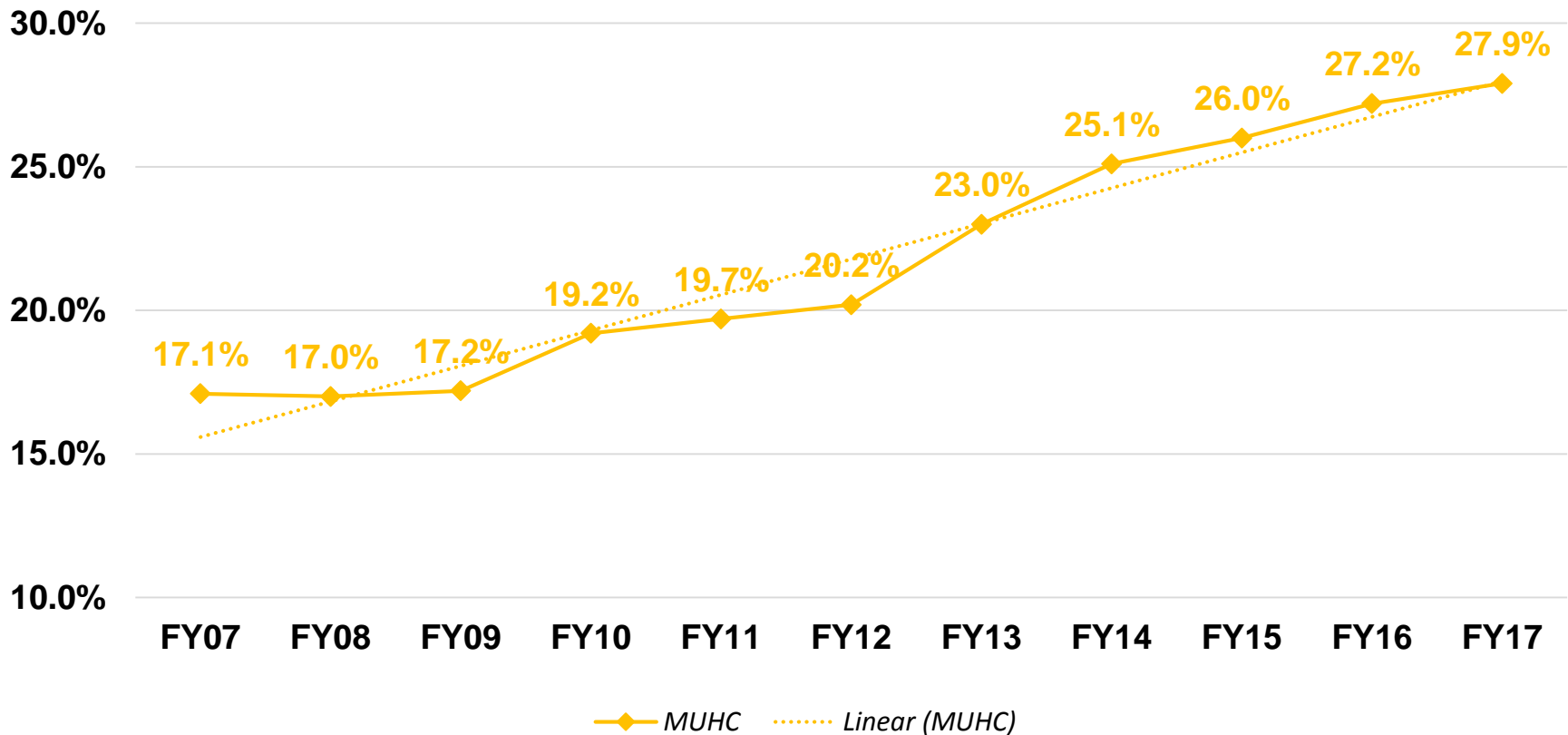
# **Performance metrics**





# PERFORMANCE – INPATIENT MARKET SHARE

63.2% growth in 25-county service area market share FY07 to FY17

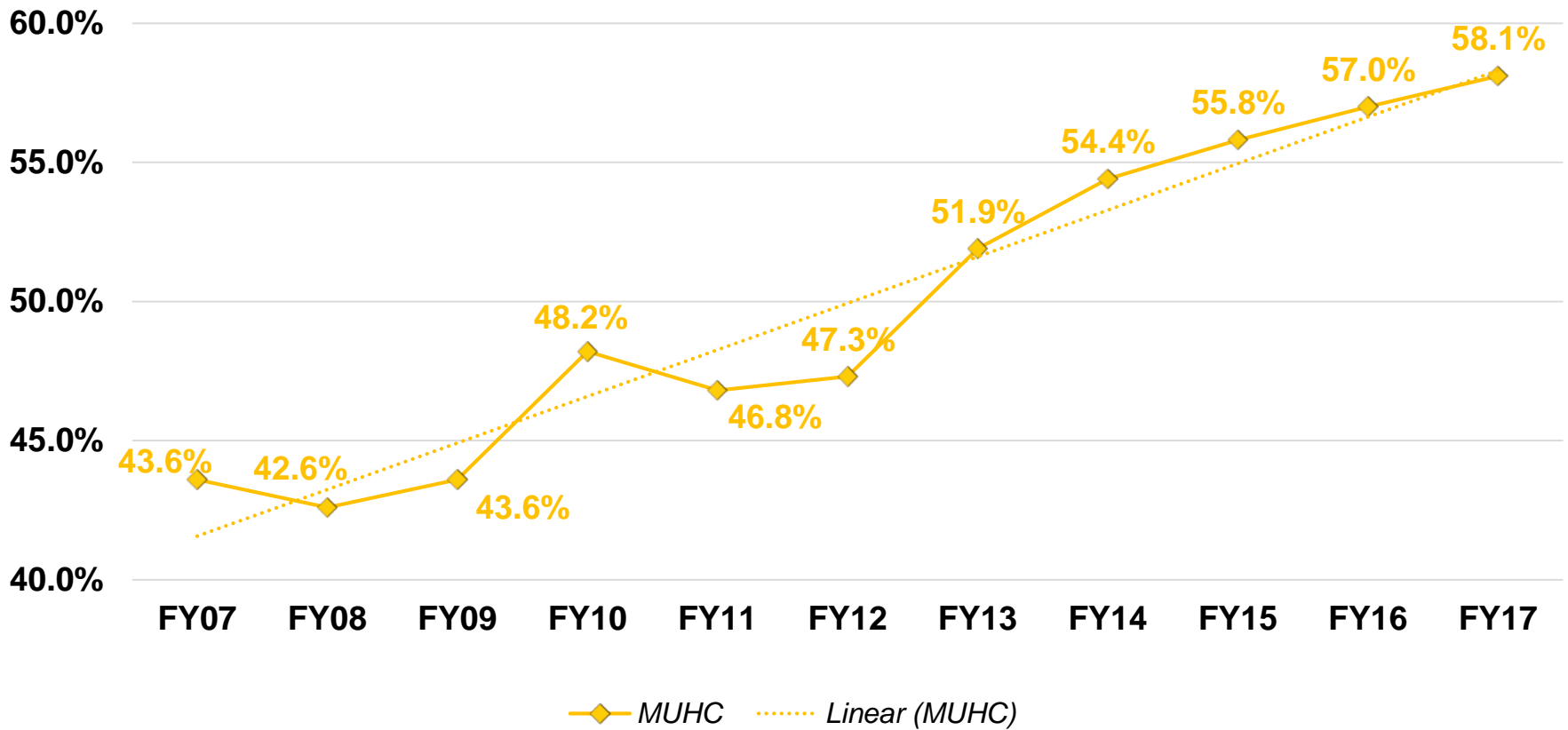


Does not include Normal Newborns

Source: MHA HID

# PERFORMANCE – INPATIENT MARKET SHARE

33.3% growth in Boone County market share FY07 to FY17



Does not include Normal Newborns

Source: MHA HIDI

## February FYTD Financial Performance

- **\$69.7M v. \$60.4M LFYTD**
- **10.5% Operating Margin v. 9.9% LFYTD**
- **\$3M investment in Sinclair School of Nursing**
- **\$18-\$20M Academic Support to School of Medicine**

# Engaged employees

- **70<sup>th</sup> percentile!**
  - **A 20 percentile jump from last year**
  - **81% participation**

# EMPLOYEE ENGAGEMENT

